

**MONITORING OF ENVIRONMENTAL
PARAMETERS**

(INTERIM REPORT FOR RAINY SEASON -2021)

FOR

GARBHAM MANGANESE MINE

of

M/s. Rashtriya Ispat Nigam Limited.

(GOVERNMENT OF INDIA ENTERPRISE)

VISAKHAPATNAM STEEL PLANT

Garbham (V), Vizianagaram (Dist)

Andhra Pradesh.

Prepared By

M/s. SV ENVIRO LABS & CONSULTANTS

**(MOEF Recognized, NABL & NABET Accredited And
ISO 9001 Certified Laboratory)**

Enviro House, B1, Block-B, Autonagar, Visakhapatnam -12




TABLE OF CONTENTS

CONTENTS

Sl.No.	Description	Pg.No
1.0	Introduction	5
1.1.	Location of Project	5
2.0	Scope of Work	11
3.0	Methodology	14
4.0	Water Quality	16

LIST OF ANNEXURES

Annexure. No.	Description	Pg.No
Annexure – 1	Water Quality	20

CHAPTER – 1

INTRODUCTION

1.0 INTRODUCTION

Rashtriya Ispat Nigam Limited, the corporate entity of Visakhapatnam Steel Plant is a Navratna PSE under the Ministry of Steel. Visakhapatnam Steel Plant fondly called Vizag steel. It is the first shore based Integrated Steel Plant in the country and is known for its quality products delighting the customers. It is a market leader in long products and it caters to the needs of diverse industrial sectors. It is the first Steel plant to be certified ISO 9001:2008 (presently 2015), ISO 14001:2004 (presently 2015), OHSAS 18001:2007 and ISO/IEC 27001:2013 Standards. It is also the first PSE to be certified ISO 50001:2011 – Energy Management Systems and has acquired CMMI Level 3 Certification for S/W development.

The Infrastructure of Visakhapatnam Steel Plant comprises of Coke Ovens and Coal Chemical Plant, Sinter Plant, Blast furnace, Calcining and Refractory Material Plant, Steel Melt Shop and Continuous Casting, Light and Medium Merchant Mill, Medium Merchant and Structural Mill, Wire rod mill, Steel melt shop, Thermal power plant.

Rashtriya Ispat Nigam Limited, has captive mines namely Jaggayyapeta Limestone Mine, Madharam Dolomite Mine, Garbham Manganese Mine, Saripalli Sand Mine and Kintada Quartz Mine.

RINL has retained M/s. SV ENVIRO LABS & CONSULTANTS, to carry out the environmental monitoring studies at Garbham Manganese Mine.

This report presents the environmental monitoring data of Rainy Season – AUGUST '2021 at Garbham Manganese Mine.

1.1 LOCATION OF THE PROJECT

The Project site is located at Garbham Manganese mine of M/s. Rashtriya Ispat Nigam Limited located at Garbham Village, Merakamudidam Mandal, Vizianagaram District, Andhra Pradesh.

1.2 TECHNICAL RESUME OF GARBHAM MANGANESE MINE

Garbham Manganese Mine is a captive mine of Visakhapatnam Steel Plant which is located in Merakamudidam Mandal, Vizianagaram District at Garbham in Andhra Pradesh. We have a mining leases in the name of Rashtriya Ispat Nigam Limited corporate entity of Visakhapatnam Steel plant. Garbham Manganese Mine covering an extent of 264.54Ha. Presently mining activity is restricted to Garbham (Central).

The occurrence of Manganese Ore in the Eastern Ghats is confined in Vizianagaram District, A.P. Manganese is occurring as pocket and mostly associated with Quartzite's and Calc - Granulites. The manganese formations in this part of Eastern Ghat super group of rocks are belonging to the Precambrian age. These ore deposits fall in North East – South West trending belt of Khondalites. The ores are mostly friable and fine in nature. The strike of the beds in the Western part is nearly East – West with a dip of 50° to 60° to the South. Towards East the beds tend to North East – South. The regional dip in the Eastern parts is 55° due South. A total of 1.02 Million Tonnes of reserves was estimated from Garbham lease area. These reserves include 1.06 lakh of tonnes of low grade Manganese Ore from the old dumps. The mining is being carried out by Opencast Method. The stripping ratio of ore to overburden in the present dimensions of the pit is about 1:5. The ore body being lensoidal widely varies in width and length. The benches in overburden are being mined with HEMM using Excavator-220, FEL, Dozer and 16 T Rear Dumpers. Drilling and Blasting not adopted.

The low-grade ores and high-grade ores are being stacked separately and blended for getting the desired composition of manganese for use at Steel Plant. The current production is 50Ton per day as per EC & CFO. The manganese ore was earlier used in Blast Furnace in steel making in large quantities, however with change in technology the manganese ore consumption is brought down at VSP, thus, reducing the requirement of manganese ore fines and lump. The mine workings are as per the approved IBM mine plan. The Air, Water and Noise, Pollution levels are being continuously monitored at Garbham Manganese Mine. The survey reports indicate safe levels for Air, Water and Noise. We have developed large greenery in the lease hold area by planting fast growing trees, fruit bearing trees for

enhancing aesthetic beauty and also to maintain eco-friendly mining operations.

The water lodged pit, which was earlier worked, is having good storage capacity of water which is being pumped out for irrigation purpose to the benefit of nearby farmers for carrying out agricultural works in an area of 200 acres and there are estimated 480 beneficiaries.

Waste dump are well maintained by systematic benching as per approved IBM plan. The topsoil is being stores and used for afforestation purpose systematically. An area of about 45 Hec. Is afforested within the lease area by planting trees consisting of Palm oil, Peeple, Neem, Cashew nut, Tamarind, Teak, Coconut and various other local verities.

Visakhapatnam Steel Plant is putting all efforts to protect the Environment by conducting eco-friendly mining operations at Garbham Manganese Mine by adopting all systematic and scientific methods as prescribed by various statutory agencies like IBM, APPCB, DGMS, etc., Mineral conservation is being done very systematically as per the approved IBM plan. The Director (Operations) Sri A K SAXENA, is the nominated Owner of the mine. The technical and administration guidance is provided by our CGM(Mines) & HOD Sri Nagesh Gummalla and GM (Mines) Sri G V SUBBA RAO from head quarter in operating the mine from time to time.

BRIEF DESCRIPTION OF GARBHAM MANGANESE MINE

Garbham Manganese Mine is a captive mine of Visakhapatnam Steel Plant which is located in Merakamudidam Mandal, Vizianagaram District at Garbham in Andhra Pradesh. We have two mining leases i.e., Garbham (Central) & Garbham (East & West) covering an extent of 59.04 hect. and 205.49 hect. respectively. Presently mining activity is restricted to Garbham (Central).

A total of 1.02 Million tonnes of reserves was estimated from Garbham lease area. These reserves includes 1.06 lakh tonnes of low grade manganese ore from the old dumps. The mining is being carried out by Opencast method. The stripping ratio of ore to overburden in the present dimensions of the pit is about 1:5 . The orebody being lensoidal widely varies in width and length.

Present Mine Workings:

Production and development is achieved from Central Garbham. Some benches are already developed in this block. It is planned to make total nos. 5 benches in the northern side of the block and total of 4 benches in the Northern side as per IBM approved plan. The Central portion of the block will be worked by making suitable benches which at the end of five year will become the pit bottom at the R.L. 120 Metres. The ultimate pit slope at the end of 5 years will be maintained at less than 45°. All the benches will be made of 4 Metres height and more than 8 meters width. As the rock mass on the Southern side and northern side are mostly of soft to medium hardness except some portion, Excavator – dozer – dumper combination will be deployed for excavation of rock.

The central portion of the block and some portion of hard rocks on the sides will be required to be blasted.

Extent of Mechanisation:

The following HEMM are deployed for excavation, handling transportation and drilling of overburden rock and insitu Mn. Ore at Garbham Mn. Mine.

BACK HOE /1.000 CUM /1 No/Non Electrical Opencast
DOZER/ 155.000 HP/ 1 No/Non Electrical Opencast
TIPPER /12.000 CUM /1 No/ Non Electrical Opencast
WATER TANKER/ 2000.000 LITRE/ 1 No/Non Electrical Opencast
FRONT END LOADER /2.000 CUM/ 1 No/Non Electrical Opencast
JEEP/TRACTOR /47.000 HP /1 No/ Non Electrical Opencast
GENERATOR (DIESEL) /32.000 KWH/ 1 No/Non Electrical Opencast
GENERATOR (DIESEL) /75.000 KWH /1 No/Non Electrical Opencast

All the excavation work will be carried out with the help of Excavator – Dozer – Dumper combination. The ROM Mn. Ore will be brought to the Mn. Ore stock yard where manual workers will be deployed for segregation, breaking, sizing and sorting ROM to get the finished product in two different sizes.

Fines + 3mm to – 10mm

Lump + 10mm to – 60mm

Requirement of Manganese:

The current production is about 300 M.T. manganese lumps for captive use per month. To achieve 300 M.T. of Manganese Lump from insitu, 5000 M³ of overburden is supposed to be removed per month. However the required grade is obtained through dump mining only. No insitu Mining is taking place. The manganese ore was earlier used in the Blast Furnace in Steel making in large quantities, however with change in technology the manganese ore consumption is brought down at VSP, thus, reducing the requirement of manganese ore Fines and Lumps. The mine workings are as per the approved IBM Mine Plan.

ENVIRONMENT MANAGEMENT:

The Air, Water and Noise, Pollution levels are being continuously monitored at Garbham Manganese Mine. The survey reports indicate safe levels for air, water and noise. We have developed large greenery in the lease hold area by planting fast growing trees, fruit bearing trees for enhancing the aesthetic beauty and also to maintain eco friendly mining operations.

The water logged pit which was earlier worked is having good storage capacity of water which is being pumped out for irrigation purpose to the benefit of near by farmers for carrying out agricultural works.

DUMP MANAGEMENT:

Waste dump are well maintained by systematic benching as per approved IBM mine plan. The top soil is being stored and used for afforestation purpose systematically. An area of about 45 Hec. is afforested within the lease area by planting trees consisting of Palmoil, Peepel, Neem, Cashewnut, Tamarind, Coconut and various other local verities.

Visakhapatnam Steel Plant is putting all efforts to protect the Environment by conducting eco friendly mining operations at Garbham Manganese Mine by adopting all systematic and scientific methods as prescribed by various Statutory agencies like IBM, APPCB, DGMS, etc., Mineral conservation is being done very systematically as per the approved IBM Mine Plan.

The water lodged pit, which was earlier worked, is having good storage capacity of water which is being pumped out for irrigation purpose to the benefit of nearby farmers for carrying out agricultural works in an area of 200 acres and there are estimated 480 beneficiaries.

Waste dump are well maintained by systematic benching as per approved IBM plan. The topsoil is being stores and used for afforestation purpose systematically. An area of about 45 Hec is afforested within the lease area by planting trees consisting of Palm oil, Peeple, Neem, Cashew nut, Tamarind, Teak, Coconut and various other local varieties.

Visakhapatnam Steel Plant is putting all efforts to protect the Environment by conducting eco friendly mining operations at Garbham Manganese Mine by adopting all systematic and scientific methods as prescribed by various statutory agencies like IBM, APPCB, DGMS, etc., Mineral conservation is being done very systematically as per the approved IBM plan. The Director (Operations) Sri A. K. SAXENA, is the nominated Owner of the mine. The technical and administration guidance is provided by our GM (Mines)& HoD Sri N Gummalla & GV Subba Rao, DGM(Mines) from head quarter in operating the mine from time to time.

CHAPTER – 2

SCOPE OF WORK

2.0 SCOPE OF WORK

The scope of the studies include monitoring of the following environmental components

1. Water quality

The parameters covered under the scope for each of the above attributes are given below:

SCOPE OF WORK

S.No	Attribute	Scope
1.	Water quality	Collection and analysis of river water/mine discharge water/well water and treated water as per <ul style="list-style-type: none">• IS 10500 (Drinking water specifications)• GSR 422 (E) –Inland surface water Frequency : Once in a season for all the four seasons at all locations

CHAPTER – 3
METHODOLOGY

3.0 METHODOLOGY

Methodologies adopted for sampling and analysis for each of the above parameters are detailed below

Methods of monitoring and analysis for various parameters

S.No	Attributes	Measurement Technique
1.	Water Quality (Surface water, Mine discharge water, Well Water and Treated water)	As per APHA 23 rd Edition'2017

CHAPTER – 4
WATER QUALITY

4.0 STUDY OF WATER QUALITY – AUGUST – 2021

S.No	ATTRIBUTE	SCOPE	STUDIES CARRIED OUT
1.	Water Quality	Collection of Surface water, Mine discharge water, Well Water and Treated water	Ground water of Garbham, Mine discharge water, Mines Office drinking water . and Garbham Borewell water samples have been collected on 20-08-2021.

4.1 Water samples were collected at the following points.

Station code	Location	Environmental setting
W1	Mines Office	Drinking water
W2	Mine Discharge water	Mine Pit water
W3	Garbham Well Water	Ground water
W4	Garbham Bore Well Water	Ground water

The methodology for sample collection and preservation techniques was followed as per the Standard Operating Procedures (SOP) mentioned in table hereunder:

Standard Operating Procedures (SOP) For Water Sampling

Parameter	Sample Collection	Sample Size	Storage/ Preservation
pH	Grab sampling Plastic /glass container	50 ml	Refrigeration, can be stored for 7 days
Electrical Conductivity	Grab sampling Plastic /glass container	50 ml	Refrigeration, can be stored for 7 days
Total suspended solids	Grab sampling Plastic /glass container	100 ml	Refrigeration, can be stored for 7 days
Total Dissolved Solids	Grab sampling Plastic /glass container	100 ml	Refrigeration, can be stored for 7 days
BOD	Grab sampling Plastic /glass container	500 ml	Refrigeration, 48 hrs
Hardness	Grab sampling Plastic /glass container	100 ml	Add HNO ₃ to pH<2, refrigeration; 6 months
Chlorides	Grab sampling Plastic /glass container	50 ml	Not required; 28 days
Sulphates	Grab sampling Plastic /glass container	100 ml	Refrigeration; 28 days
Nitrates	Plastic containers	100 ml	Refrigeration; 48 hrs
Fluorides	Plastic containers only	100 ml	Not required; 28 days
Alkalinity	Plastic/ glass containers	100 ml	Refrigeration; 14 days
Ammonia	Plastic/ glass containers	100 ml	Add H ₂ SO ₄ to pH>2, refrigeration, 28 days
Heavy Metals (Ar, Cd, Mn, Cu, Fe, Zn, Pb etc.)	Plastic/ Glass rinse with 1+1 HNO ₃	500 ml	Filter, add HNO ₃ to pH>2; Grab sample; 6 months

Source: Standard Methods for the Examination of Water and Wastewater, Published By APHA 23rd Edition, 2017



SV ENVIRO LABS & CONSULTANTS

(Environmental Engineers & Consultants in Pollution Control)

Corporate Office : Enviro House, B-1, Block-B, IDA, Autonagar, Visakhapatnam-530012
& Laboratory www.svenviolabs.com, Ph:0891-2755528, Cell: +91 9440338628
info@svenviolabs.com, svenviro_labs@yahoo.co.in

Branch Office : 2-53, Mahipala Street, Yanam - 533464.

Recognized by Govt.of India-MoEF & CC, New Delhi, Accredited by : NABL & NABET



Ref: SVELC/RIL-GMM/21-08/01

Date: 14-09-2021

NAME AND ADDRESS : M/s. GARBHAM MANGANESE MINE,
Visakhapatnam Steel Plant,
Garbham,
Vizianagaram District ,A.P.


SAMPLE PARTICULARS : GROUND WATER

SOURCE OF COLLECTION : GARBHAM WELL WATER

DATE OF COLLECTION : 20-08-2021

TEST REPORT

S.No	Parameter	Unit	Result	IS 10500:2012 Specifications
1.	Colour	Hazen	3.46	5.0
2.	Odour	-	Agreeable	Agreeable
3.	Temperature	°C	28.0	-
4.	Taste	-	Agreeable	Agreeable
5.	Turbidity	NTU	0.27	1.0
6.	pH	-	7.53	6.5 – 8.5
7.	Total Dissolved Solids	mg/l	466	500
8.	Total Alkalinity as CaCO ₃	mg/l	380	200
9.	Total Hardness as CaCO ₃	mg/l	371	200
10.	Calcium as Ca	mg/l	89.7	75
11.	Magnesium as Mg	mg/l	35.9	30
12.	Chlorides as Cl ⁻	mg/l	44.6	250
13.	Fluorides as F	mg/l	0.87	1.0
14.	Nitrates as NO ₃ ⁻	mg/l	8.22	45
15.	Sulphates as SO ₄ ²⁻	mg/l	12.6	200
16.	Iron as Fe	mg/l	0.11	0.3
17.	Free Residual Chlorine	mg/l	< 0.1	0.2
18.	Phenolic Compounds as C ₆ H ₅ OH	mg/l	<0.0005	0.001
19.	Copper as Cu	mg/l	< 0.01	0.05
20.	Manganese as Mn	mg/l	< 0.01	0.1
21.	Zinc as Zn	mg/l	0.10	5.0
22.	Aluminum as Al	mg/l	< 0.01	0.03
23.	Boron as B	mg/l	< 0.1	0.5
24.	Sulphide as H ₂ S	mg/l	< 0.01	0.05
25.	Anionic Detergents (as MBAS)	mg/l	< 0.01	0.2
26.	Barium as Ba	mg/l	< 0.1	0.7
27.	Chloramines (as Cl ₂)	mg/l	<1.0	4.0
28.	Ammonia as total ammonia-N	mg/l	< 0.01	0.5
29.	Mineral Oil	mg/l	< 0.01	0.5
30.	Selenium as Se	mg/l	< 0.005	0.01
31.	Silver as Ag	mg/l	< 0.01	0.1
32.	Cadmium as Cd	mg/l	<0.001	0.003
33.	Cyanide as CN	mg/l	<0.01	0.05
34.	Lead as Pb	mg/l	<0.01	0.01





SV ENVIRO LABS & CONSULTANTS

(Environmental Engineers & Consultants in Pollution Control)

Corporate Office : Enviro House, B-1, Block-B, IDA, Autonagar, Visakhapatnam-530012
& Laboratory www.svenviolabs.com, Ph:0891-2755528, Cell: +91 9440338628
info@svenviolabs.com, svenviro_labs@yahoo.co.in

Branch Office : 2-53, Mahipala Street, Yanam - 533464.

Recognized by Govt.of India-MoEF & CC, New Delhi, Accredited by : NABL & NABET



35.	Mercury as Hg	mg/l	<0.001	0.001
36.	Molybdenum as Mo	mg/l	<0.01	0.07
37.	Nickel as Ni	mg/l	<0.01	0.02
38.	Total Arsenic as As	mg/l	<0.01	0.01
39.	Total Chromium as Cr	mg/l	<0.01	0.05
40.	Polychlorinated biphenyls	mg/l	<0.0001	0.0005
41.	Polynuclear aromatic Hydrocarbons as PAH	mg/l	<0.0001	0.0001
MICROBIOLOGY:				
42.	<i>E. coliforms</i>	CFU/100mL	Not detected	Shall not be detected in 100 ml
43.	<i>Total coliforms</i>	CFU/100mL	15	Shall not be detected in 100 ml
44.	<i>Faecal coliforms</i>	CFU/100mL	Not detected	-
PESTICIDES:				
45.	Alpha HCH	µg/l	BDL	0.01
46.	Beta HCH	µg/l	BDL	0.04
47.	Butachlor	µg/l	BDL	125
48.	Chlorpyrifos	µg/l	BDL	30
49.	Delta HCH	µg/l	BDL	0.04
50.	2,4- Dichlorophenoxyacetic Acid	µg/l	BDL	30
51.	DDT (o,p and p,p-Isomers of DDT, DDE and DDD)	µg/l	BDL	1.0
52.	Endosulfan (alpha, beta and Sulphate)	µg/l	BDL	0.4
53.	Ethion	µg/l	BDL	3.0
54.	Gamma-HCH (Lindane)	µg/l	BDL	2.0
55.	Isoproturon	µg/l	BDL	9.0
56.	Malathion	µg/l	BDL	190
57.	Methyl Parathion	µg/l	BDL	0.3
58.	Alachlor	µg/l	BDL	20
59.	Atrazine	µg/l	BDL	2.0
60.	Aldrin/ Dieldrin	µg/l	BDL	0.03
61.	Monocrotophos	µg/l	BDL	1.0
62.	Phorate	µg/l	BDL	2.0
TRIHALOMETHANE				
63.	Bromoform	mg/l	<0.05	0.1
64.	Dibromochloromethane	mg/l	<0.05	0.1
65.	Bromodichloromethane	mg/l	<0.05	0.06
66.	chloroform	mg/l	<0.05	0.2

Note: All the above parameters are tested as per APHA methods, 23rd Edition, 2017

BDL- Below detectable limit, Detectable limit- <0.005 µg/l

CHECKED BY



SV ENVIRO LABS & CONSULTANTS



SV ENVIRO LABS & CONSULTANTS

(Environmental Engineers & Consultants in Pollution Control)

Corporate Office : Enviro House, B-1, Block-B, IDA, Autonagar, Visakhapatnam-530012
& Laboratory www.svenviolabs.com, Ph:0891-2755528, Cell: +91 9440338628
info@svenviolabs.com, svenviro_labs@yahoo.co.in

Branch Office : 2-53, Mahipala Street, Yanam - 533464.

Recognized by Govt.of India-MoEF & CC, New Delhi, Accredited by : NABL & NABET



Ref: SVELC/RIL-GMM/21-08/02

Date: 14-09-2021

NAME AND ADDRESS : M/s. GARBHAM MANGANESE MINE,
Visakhapatnam Steel Plant,
Garbham,
Vizianagaram District ,A.P.

SAMPLE PARTICULARS : DRINKING WATER

SOURCE OF COLLECTION : MINES OFFICE

DATE OF COLLECTION : 20-08-2021

TEST REPORT

S.No	Parameter	Unit	Result	IS 10500:2012 Specifications
1.	Colour	Hazen	0.30	5.0
2.	Odour	-	Agreeable	Agreeable
3.	Temperature	°C	27.6	-
4.	Taste	-	Agreeable	Agreeable
5.	Turbidity	NTU	0.47	1.0
6.	pH	-	6.66	6.5 – 8.5
7.	Total Dissolved Solids	mg/l	24.0	500
8.	Total Alkalinity as CaCO ₃	mg/l	18	200
9.	Total Hardness as CaCO ₃	mg/l	11.9	200
10.	Calcium as Ca	mg/l	4.40	75
11.	Magnesium as Mg	mg/l	0.24	30
12.	Chlorides as Cl ⁻	mg/l	3.49	250
13.	Fluorides as F	mg/l	0.14	1.0
14.	Nitrates as NO ₃ ⁻	mg/l	0.53	45
15.	Sulphates as SO ₄ ²⁻	mg/l	0.48	200
16.	Iron as Fe	mg/l	0.09	0.3
17.	Free Residual Chlorine	mg/l	< 0.1	0.2
18.	Phenolic Compounds as C ₆ H ₅ OH	mg/l	<0.0005	0.001
19.	Copper as Cu	mg/l	< 0.01	0.05
20.	Manganese as Mn	mg/l	< 0.01	0.1
21.	Zinc as Zn	mg/l	1.14	5.0
22.	Aluminum as Al	mg/l	< 0.01	0.03
23.	Boron as B	mg/l	< 0.1	0.5
24.	Sulphide as H ₂ S	mg/l	< 0.01	0.05
25.	Anionic Detergents (as MBAS)	mg/l	< 0.01	0.2
26.	Barium as Ba	mg/l	< 0.1	0.7
27.	Chloramines (as Cl ₂)	mg/l	<1.0	4.0
28.	Ammonia as total ammonia-N	mg/l	< 0.01	0.5
29.	Mineral Oil	mg/l	< 0.01	0.5
30.	Selenium as Se	mg/l	< 0.005	0.01
31.	Silver as Ag	mg/l	< 0.01	0.1
32.	Cadmium as Cd	mg/l	<0.001	0.003
33.	Cyanide as CN	mg/l	<0.01	0.05
34.	Lead as Pb	mg/l	<0.01	0.01



SV ENVIRO LABS & CONSULTANTS

(Environmental Engineers & Consultants in Pollution Control)

Corporate Office : Enviro House, B-1, Block-B, IDA, Autonagar, Visakhapatnam-530012
& Laboratory www.svenviolabs.com, Ph:0891-2755528, Cell: +91 9440338628
info@svenviolabs.com, svenviro_labs@yahoo.co.in

Branch Office : 2-53, Mahipala Street, Yanam - 533464.

Recognized by Govt.of India-MoEF & CC, New Delhi, Accredited by : NABL & NABET



35.	Mercury as Hg	mg/l	<0.001	0.001
36.	Molybdenum as Mo	mg/l	<0.01	0.07
37.	Nickel as Ni	mg/l	<0.01	0.02
38.	Total Arsenic as As	mg/l	<0.01	0.01
39.	Total Chromium as Cr	mg/l	<0.01	0.05
40.	Polychlorinated biphenyls	mg/l	<0.0001	0.0005
41.	Polynuclear aromatic Hydrocarbons as PAH	mg/l	<0.0001	0.0001
MICROBIOLOGY:				
42.	<i>E. coliforms</i>	CFU/100mL	Not detected	Shall not be detected in 100 ml
43.	<i>Total coliforms</i>	CFU/100mL	Not detected	Shall not be detected in 100 ml
44.	<i>Faecal coliforms</i>	CFU/100mL	Not detected	-
PESTICIDES:				
45.	Alpha HCH	µg/l	BDL	0.01
46.	Beta HCH	µg/l	BDL	0.04
47.	Butachlor	µg/l	BDL	125
48.	Chlorpyrifos	µg/l	BDL	30
49.	Delta HCH	µg/l	BDL	0.04
50.	2,4- Dichlorophenoxyacetic Acid	µg/l	BDL	30
51.	DDT (o,p and p,p-Isomers of DDT, DDE and DDD)	µg/l	BDL	1.0
52.	Endosulfan (alpha, beta and Sulphate)	µg/l	BDL	0.4
53.	Ethion	µg/l	BDL	3.0
54.	Gamma-HCH (Lindane)	µg/l	BDL	2.0
55.	Isoproturon	µg/l	BDL	9.0
56.	Malathion	µg/l	BDL	190
57.	Methyl Parathion	µg/l	BDL	0.3
58.	Alachlor	µg/l	BDL	20
59.	Atrazine	µg/l	BDL	2.0
60.	Aldrin/ Dieldrin	µg/l	BDL	0.03
61.	Monocrotophos	µg/l	BDL	1.0
62.	Phorate	µg/l	BDL	2.0
TRIHALOMETHANE				
63.	Bromoform	mg/l	<0.05	0.1
64.	Dibromochloromethane	mg/l	<0.05	0.1
65.	Bromodichloromethane	mg/l	<0.05	0.06
66.	chloroform	mg/l	<0.05	0.2

Note: All the above parameters are tested as per APHA methods, 23rd Edition, 2017

BDL- Below detectable limit, Detectable limit- <0.005 µg/l

CHECKED BY

SV ENVIRO LABS & CONSULTANTS





SV ENVIRO LABS & CONSULTANTS

(Environmental Engineers & Consultants in Pollution Control)

Corporate Office : Enviro House, B-1, Block-B, IDA, Autonagar, Visakhapatnam-530012
& Laboratory www.svenviolabs.com, Ph:0891-2755528, Cell: +91 9440338628
info@svenviolabs.com, svenviro_labs@yahoo.co.in

Branch Office : 2-53, Mahipala Street, Yanam - 533464.

Recognized by Govt.of India-MoEF & CC, New Delhi, Accredited by : NABL & NABET



Ref: SVELC/RIL-GMM/21-08/03

Date: 14-09-2021

NAME AND ADDRESS : M/s. GARBHAM MANGANESE MINE,
Visakhapatnam Steel Plant,
Garbham,
Vizianagaram District ,A.P.

SAMPLE PARTICULARS : WASTE WATER

SOURCE OF COLLECTION : MINE DISCHARGE WATER

DATE OF COLLECTION : 20-08-2021


TEST REPORT

S.No	Parameter	Unit	Result	Standards as per GSR 422 (E)
1	Colour	Hazen	2.99	5
2	Odour	Agreeable	Agreeable	Agreeable
3	Turbidity	NTU	<0.01	5 - 25
4	pH	-	7.76	5.5 to 9.0
5	Total Dissolved Solids	mg/l	957	500 – 2000
6	Total suspended solids	mg/l	378	100
7	Fluorides as F	mg/l	0.96	2.0
8	Nitrates as NO ₃ ⁻	mg/l	32.9	10
9	Iron as Fe	mg/l	0.04	3.0
10	Total Residual Chlorine	mg/l	<0.1	1.0
11	Phenolic Compounds as C ₆ H ₅ OH	mg/l	<0.0005	1.0
12	Copper as Cu	mg/l	< 0.01	3.0
13	Manganese as Mn	mg/l	< 0.01	2.0
14	Zinc as Zn	mg/l	0.14	5.0
15	Sulphide as S	mg/l	< 0.01	2.0
16	Cadmium as Cd	mg/l	<0.01	2.0
17	Lead as Pb	mg/l	<0.01	0.1
18	Mercury as Hg	mg/l	<0.001	0.01
19	Nickel as Ni	mg/l	<0.01	3.0
20	Total Arsenic as As	mg/l	<0.01	0.2
21	Total Chromium as Cr	mg/l	<0.01	2.0
22	Hexavalent chromium as Cr ⁺⁶	mg/l	< 0.05	0.1
23	Vanadium as V	mg/l	<0.01	0.2
24	Ammonical nitrogen as N	mg/l	BDL	50
25	Free ammonia as NH ₃	mg/l	< 0.1	5
26	Chemical oxygen demand -COD	mg/l	51.4	250
27	Biochemical oxygen demand –BOD	mg/l	17.8	30
28	Oil & Grease	mg/l	1.2	10
29	Selenium as Se	mg/l	<0.01	0.05

Note: All the above parameters are tested as per APHA methods, 23rd Edition, 2017

BDL- Below detectable limit, Detectable limit- <0.005 µg/l

CHECKED BY



SV ENVIRO LABS & CONSULTANTS



SV ENVIRO LABS & CONSULTANTS

(Environmental Engineers & Consultants in Pollution Control)

Corporate Office : Enviro House, B-1, Block-B, IDA, Autonagar, Visakhapatnam-530012
& Laboratory www.svenviolabs.com, Ph:0891-2755528, Cell: +91 9440338628
info@svenviolabs.com, svenviro_labs@yahoo.co.in

Branch Office : 2-53, Mahipala Street, Yanam - 533464.

Recognized by Govt.of India-MoEF & CC, New Delhi, Accredited by : NABL & NABET



Ref: SVELC/RIL-GMM/21-08/04

Date: 14-09-2021

NAME AND ADDRESS : M/s. GARBHAM MANGANESE MINE,
Visakhapatnam Steel Plant,
Garbham,
Vizianagaram District ,A.P.

SAMPLE PARTICULARS : GROUND WATER

SOURCE OF COLLECTION : GARBHAM-BORE WELL (RAW WATER)

DATE OF COLLECTION : 20-08-2021

TEST REPORT

S.No	Parameter	Unit	Result	IS 10500:2012 Specifications
1.	Colour	Hazen	9.41	5.0
2.	Odour	-	Agreeable	Agreeable
3.	Temperature	°C	27.1	-
4.	Taste	-	Agreeable	Agreeable
5.	Turbidity	NTU	0.35	1.0
6.	pH	-	7.27	6.5 – 8.5
7.	Total Dissolved Solids	mg/l	492	500
8.	Total Alkalinity as CaCO ₃	mg/l	402	200
9.	Total Hardness as CaCO ₃	mg/l	397	200
10.	Calcium as Ca	mg/l	99.3	75
11.	Magnesium as Mg	mg/l	36.4	30
12.	Chlorides as Cl ⁻	mg/l	46.0	250
13.	Fluorides as F ⁻	mg/l	1.01	1.0
14.	Nitrates as NO ₃ ⁻	mg/l	8.61	45
15.	Sulphates as SO ₄ ²⁻	mg/l	12.2	200
16.	Iron as Fe	mg/l	0.03	0.3
17.	Free Residual Chlorine	mg/l	< 0.1	0.2
18.	Phenolic Compounds as C ₆ H ₅ OH	mg/l	<0.0005	0.001
19.	Copper as Cu	mg/l	< 0.01	0.05
20.	Manganese as Mn	mg/l	< 0.01	0.1
21.	Zinc as Zn	mg/l	0.12	5.0
22.	Aluminum as Al	mg/l	< 0.01	0.03
23.	Boron as B	mg/l	< 0.1	0.5
24.	Sulphide as H ₂ S	mg/l	< 0.01	0.05
25.	Anionic Detergents (as MBAS)	mg/l	< 0.01	0.2
26.	Barium as Ba	mg/l	< 0.1	0.7
27.	Chloramines (as Cl ₂)	mg/l	<1.0	4.0
28.	Ammonia as total ammonia-N	mg/l	< 0.01	0.5
29.	Mineral Oil	mg/l	< 0.01	0.5
30.	Selenium as Se	mg/l	< 0.005	0.01
31.	Silver as Ag	mg/l	< 0.01	0.1
32.	Cadmium as Cd	mg/l	<0.001	0.003
33.	Cyanide as CN	mg/l	<0.01	0.05
34.	Lead as Pb	mg/l	<0.01	0.01

